





Trip to:
 Della Porta Construction Co
 1165 22nd St
 Vero Beach, FL 32960
 (772) 978-7729
100.10 miles
1 hour 39 minutes

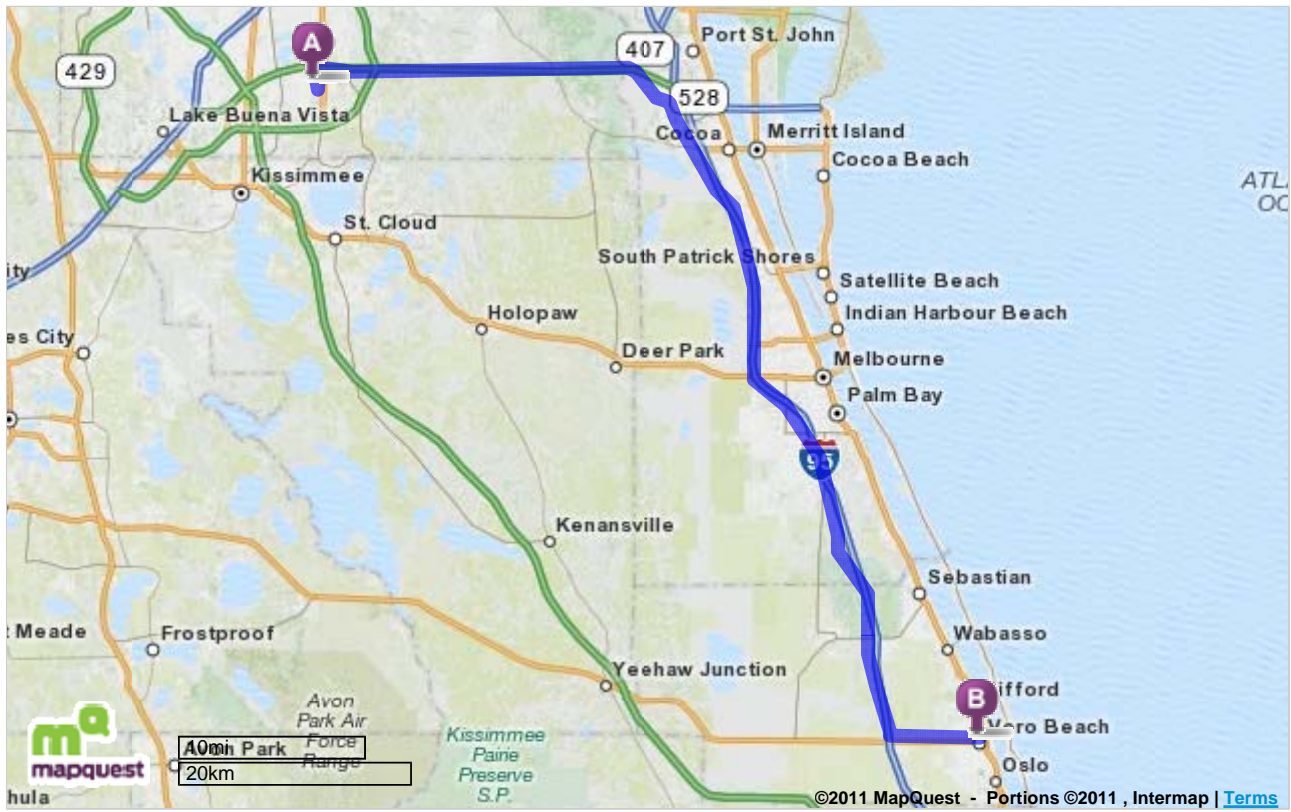
Notes

Driving South from Orlando to Della Porta Construction

A	Orlando International Airport (MCO) 1 Airport Blvd, Orlando, FL 32827 (407) 825-2001	Miles Per Section	Miles Driven	
	1. Start out going SOUTH on AIRPORT BLVD.	Go 0.9 Mi	0.9 mi	
	2. Turn SLIGHT LEFT to take the ramp toward TERMINAL B / SR-436 / NORTH EXIT / SR-528-TOLL.	Go 0.1 Mi	1.0 mi	
	3. Stay STRAIGHT to go onto AIRPORT BLVD.	Go 1.5 Mi	2.6 mi	
		4. Merge onto SR-528-TOLL E via EXIT 1A toward COCOA / KENNEDY SPACE CENTER (Portions toll).	Go 30.7 Mi	33.2 mi
		5. Merge onto I-95 S via EXIT 42A toward MIAMI.	Go 58.5 Mi	91.8 mi
	6. Take the SR-60 E exit, EXIT 147, toward VERO BEACH.	Go 0.4 Mi	92.2 mi	
		7. Turn LEFT onto SR-60 E / 20TH ST. Continue to follow SR-60 E.	Go 7.7 Mi	99.8 mi
	8. Turn LEFT onto 11TH AVE. <i>11TH AVE is just past WILBUR AVE</i>	Go 0.1 Mi	99.9 mi	
	9. 11TH AVE becomes PONCE DE LEON CIR.	Go 0.09 Mi	100.0 mi	
	10. Turn LEFT onto 22ND ST. <i>If you reach ROYAL PALM BLVD you've gone a little too far</i>	Go 0.06 Mi	100.1 mi	
	11. 1165 22ND ST is on the LEFT.			

	<i>If you reach 12TH AVE you've gone a little too far</i>		100.1 mi
	Della Porta Construction Co 1165 22nd St, Vero Beach, FL 32960 (772) 978-7729	100.1 mi	100.1 mi

Total Travel Estimate: 100.10 miles - about 1 hour 39 minutes



[All rights reserved. Use subject to License/Copyright](#) |

Directions and maps are informational only. We make no warranties on the accuracy of their content, road conditions or route usability or expeditiousness. You assume all risk of use. MapQuest and its suppliers shall not be liable to you for any loss or delay resulting from your use of MapQuest. Your use of MapQuest means you agree to our [Terms of Use](#)

36 CITIES IN 60 DAYS ★ ★ TRAVELING THE AMERICAN ROAD ★ ★ **Aol Travel.**
Experience America this summer with Paul Brady FOLLOW OUR TRIP >